

# ICANN Unaudited Quarterly Financials – Fiscal Year 2022 Year to Date

September 2021



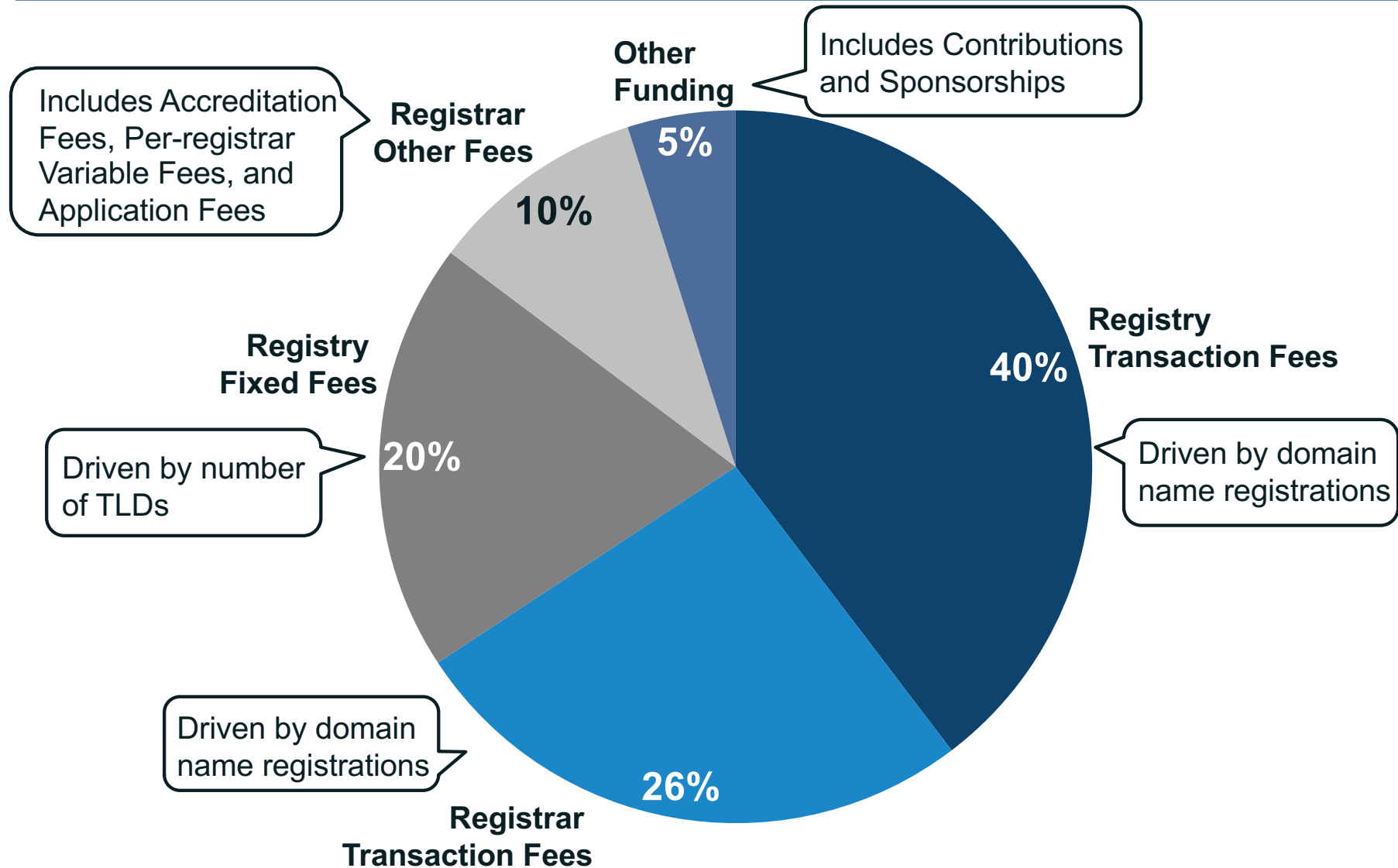
# ICANN Operations

# FY22 YTD (Jul 21 – Sep 21) Financial Overview

ICANN Operations	FY22 YTD Actual	FY22 YTD Budget	Var	FY21 YTD Actual	Var
<b>Funding</b>	\$38	\$35	\$3	\$36	\$2
<b>Expenses</b>	\$27	\$32	\$5	\$27	(\$1)
<b>Net Operating Excess/(Deficit)</b>	<b>\$10</b>	<b>\$3</b>	<b>\$8</b>	<b>\$9</b>	<b>\$2</b>
<b>Average Headcount</b>	<b>391</b>	<b>401</b>	<b>10</b>	<b>389</b>	<b>-2</b>

# FY22 YTD (Jul 21 – Sep 21) Funding by Category

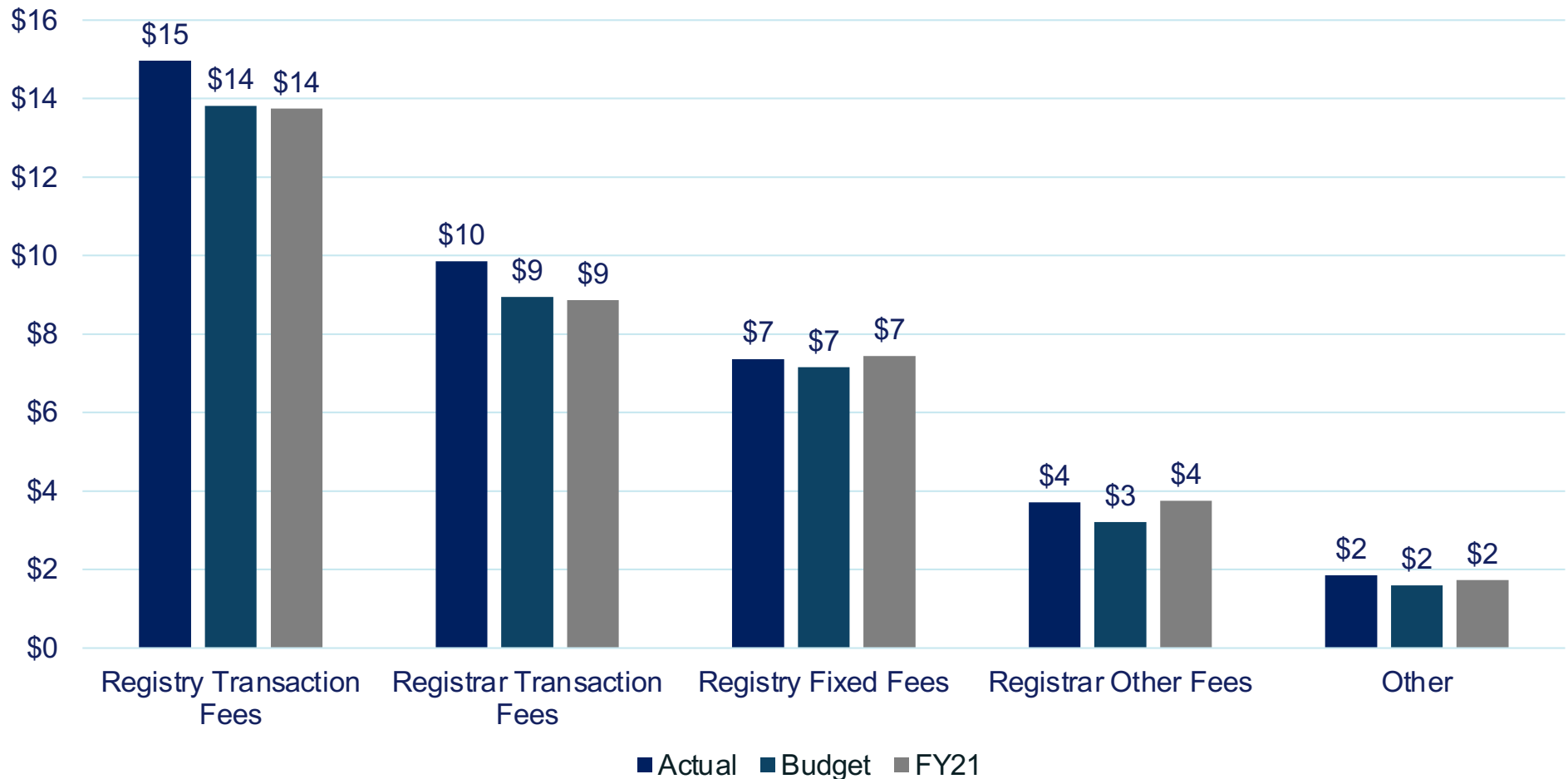
## FY22 Funding- \$38M



# FY22 YTD (Jul 21 – Sep 21) Funding vs Budget & FY21

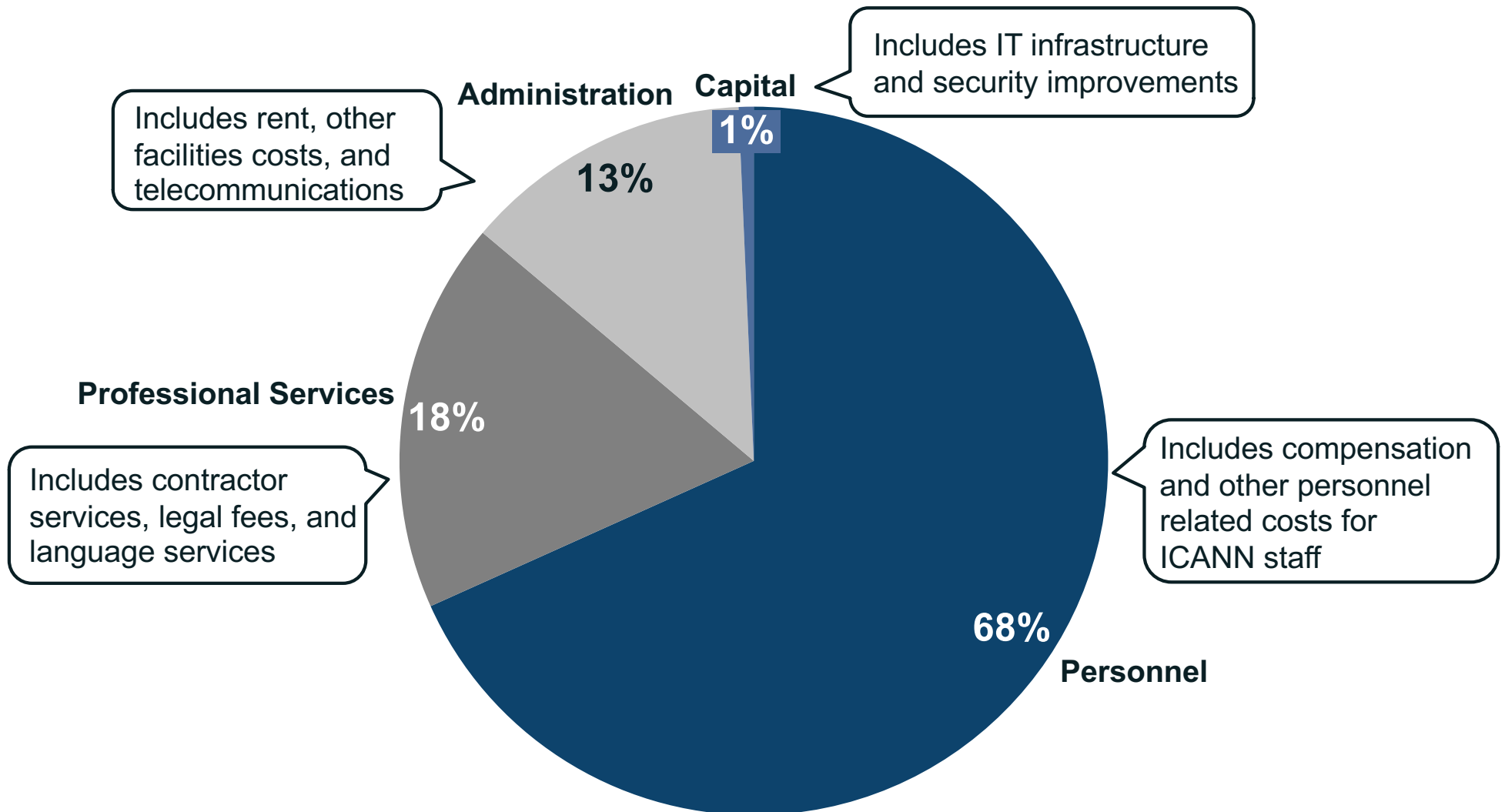
- Funding is higher than Budget and prior year driven by growth from Legacy TLDs

**Actual:** \$ 38M  
**Budget:** \$ 35M  
**FY21:** \$ 36M



# FY22 YTD (Jul 21 – Sep 21) Expenses by Cost Category

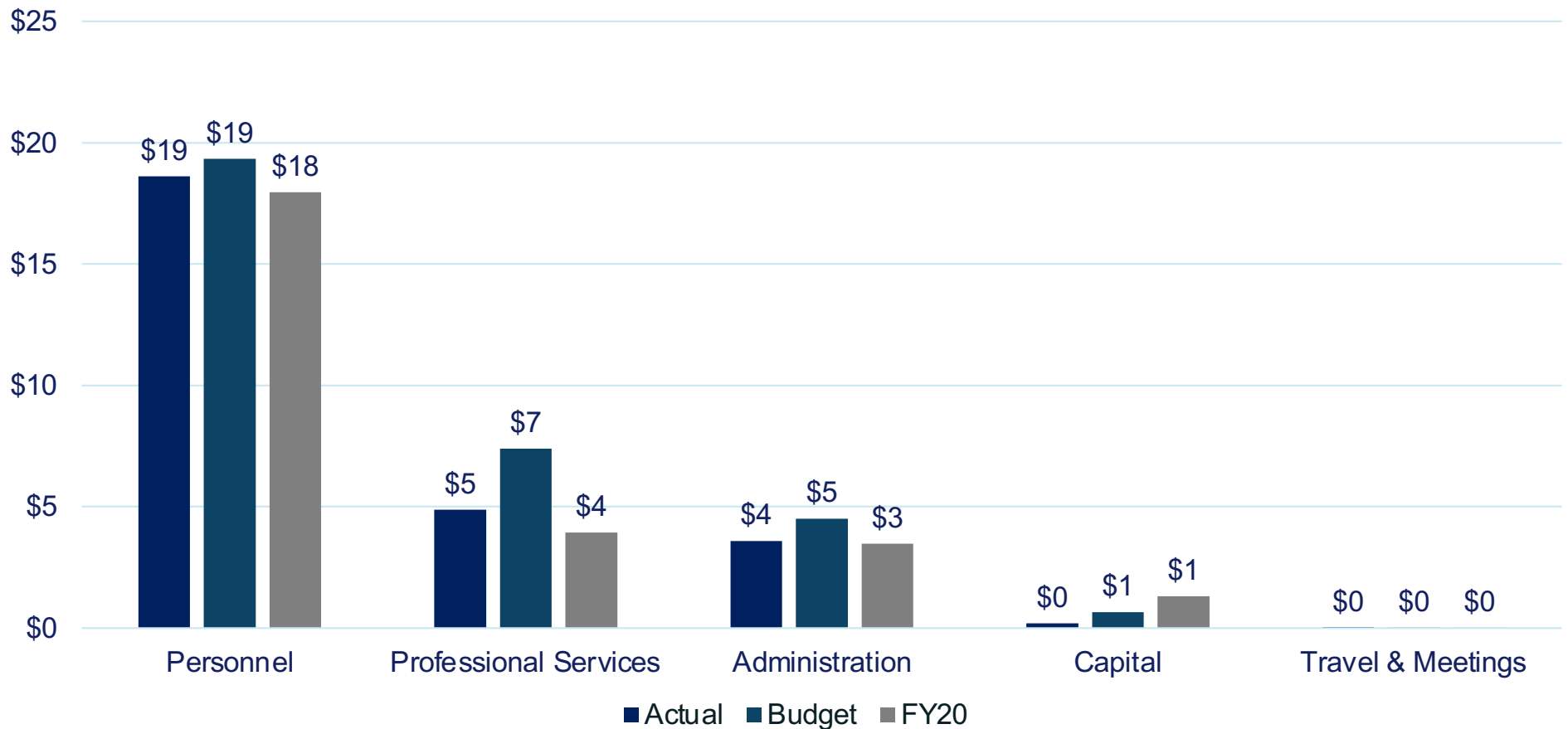
## FY22 Expenses- \$27M



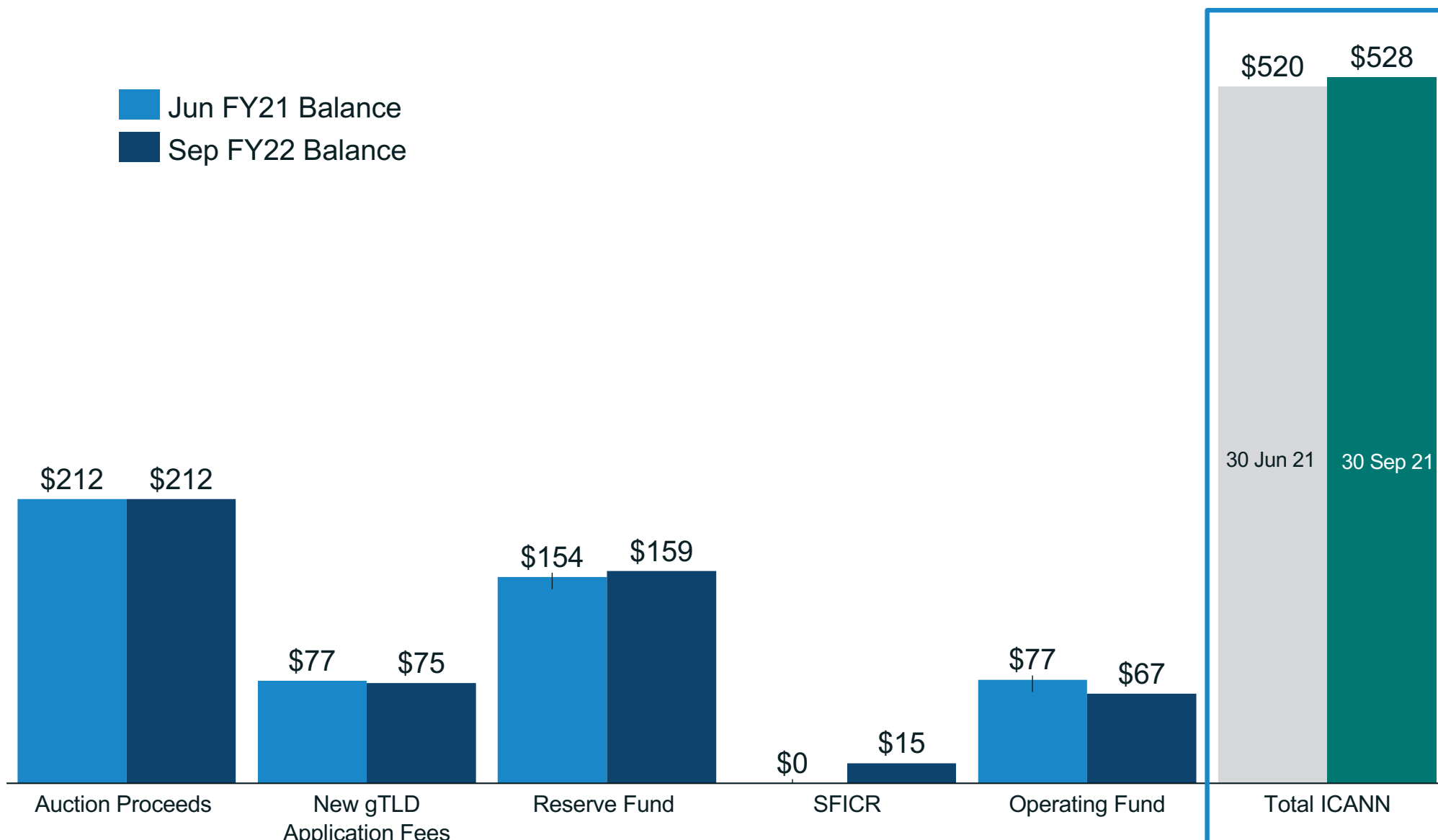
# FY22 YTD (Jul 21 – Sep 21) Operating & Capital Expenses

- **Personnel and Professional Services are lower than Budget due to timing delays**
- **Budget assumed no travel in Jul – Sep 2021; budgeted to resume in Oct 2021 – Jun 2022**

<b>Actual:</b>	<b>\$ 27M</b>
<b>Budget:</b>	<b>\$ 32M</b>
<b>FY21:</b>	<b>\$ 27M</b>



# FY22 Funds Under Management



Total ICANN represents sum of month-end balances for all accounts





# New gTLD Program

# New gTLD Program – Multiyear Forecast (as of Sep 2021)

Application Fees Collected: \$361M

- Projected Refunds: \$53M

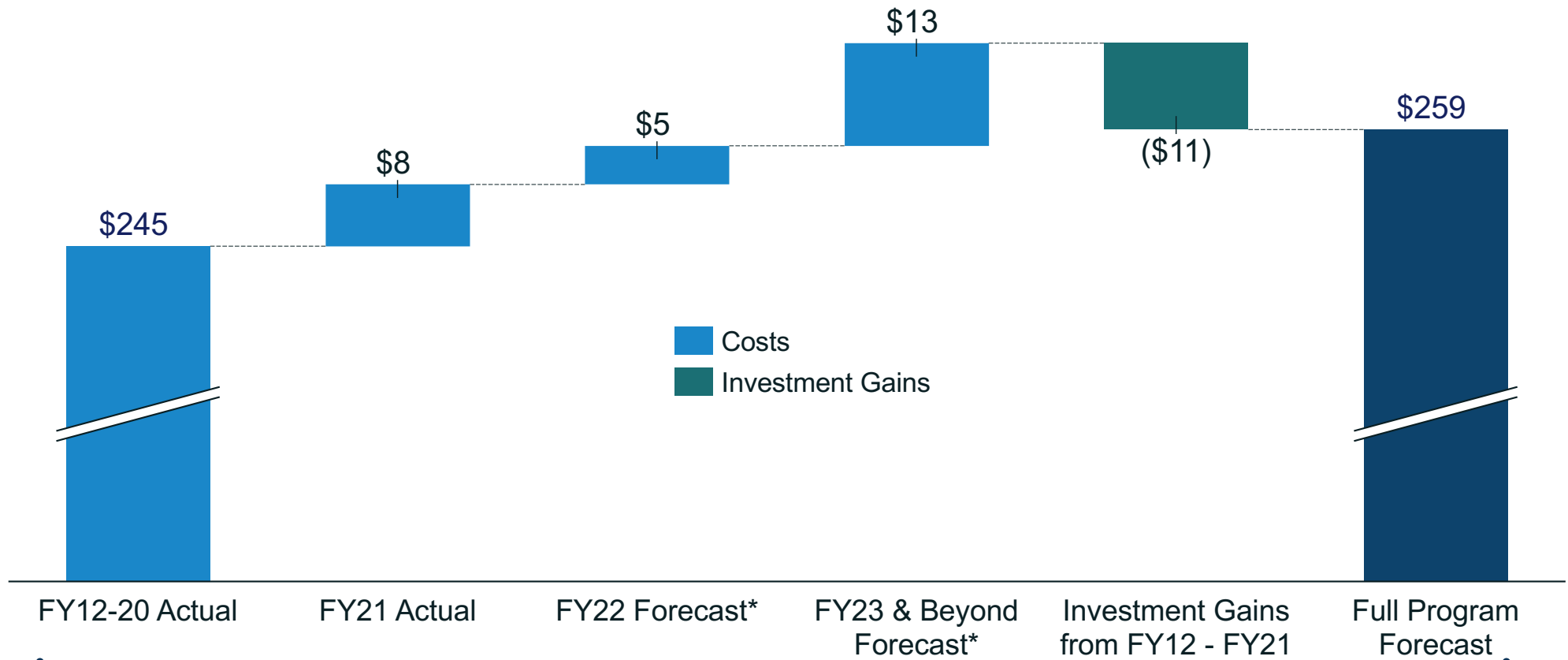
**Applicant Fees Net of Refunds: \$308M**

- Projected Program Costs: \$270M

+ Investment Gains from FY12 - FY21: \$11M

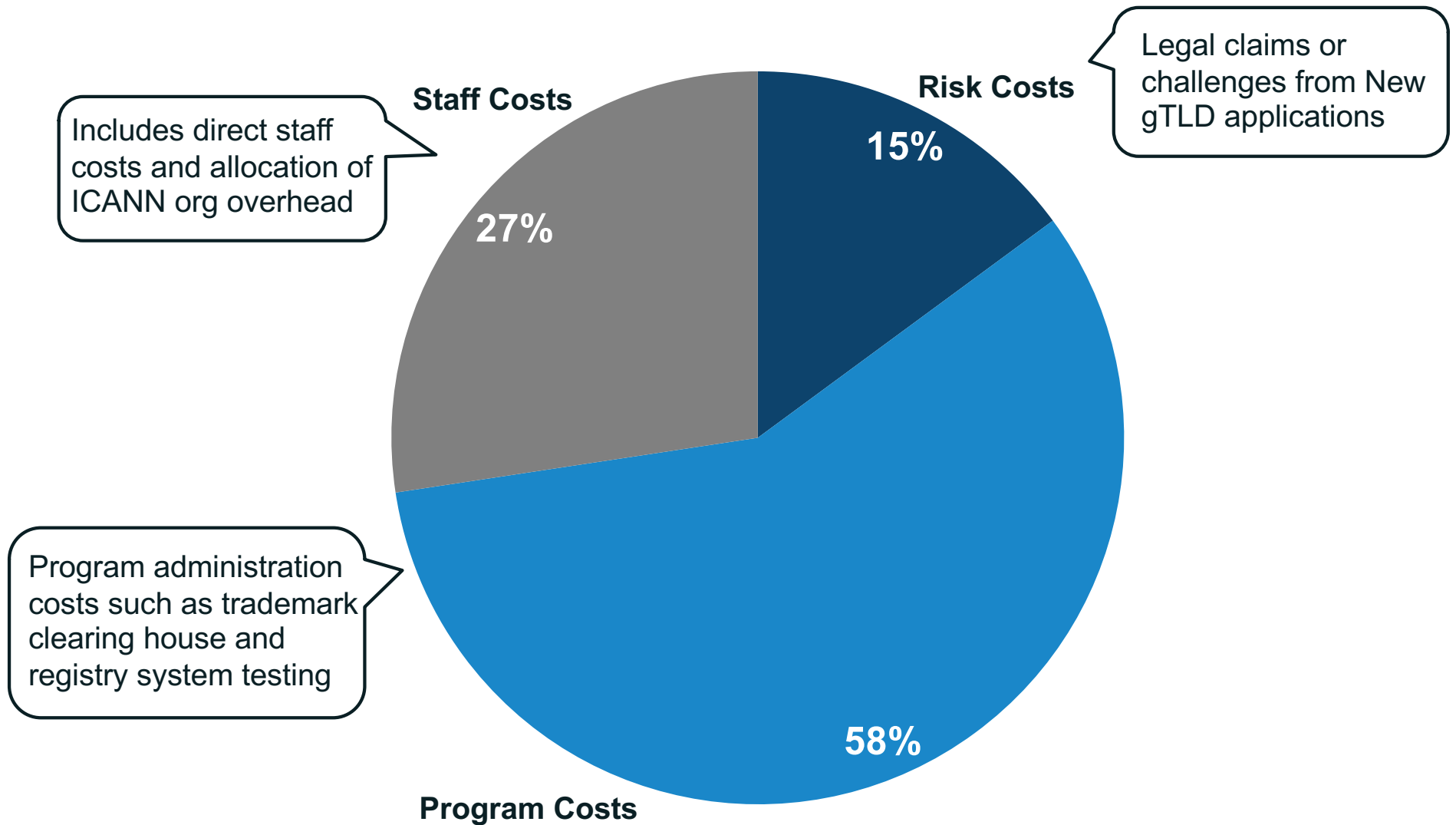
**Projected Remaining Funds: \$49M**

\*Risk Costs and Investment Gains are not estimated for future years



# FY22 Forecast (Full Year) New gTLD Expenses

## FY22 New gTLD Expenses- \$5M



# Appendix

## Supplemental Financials

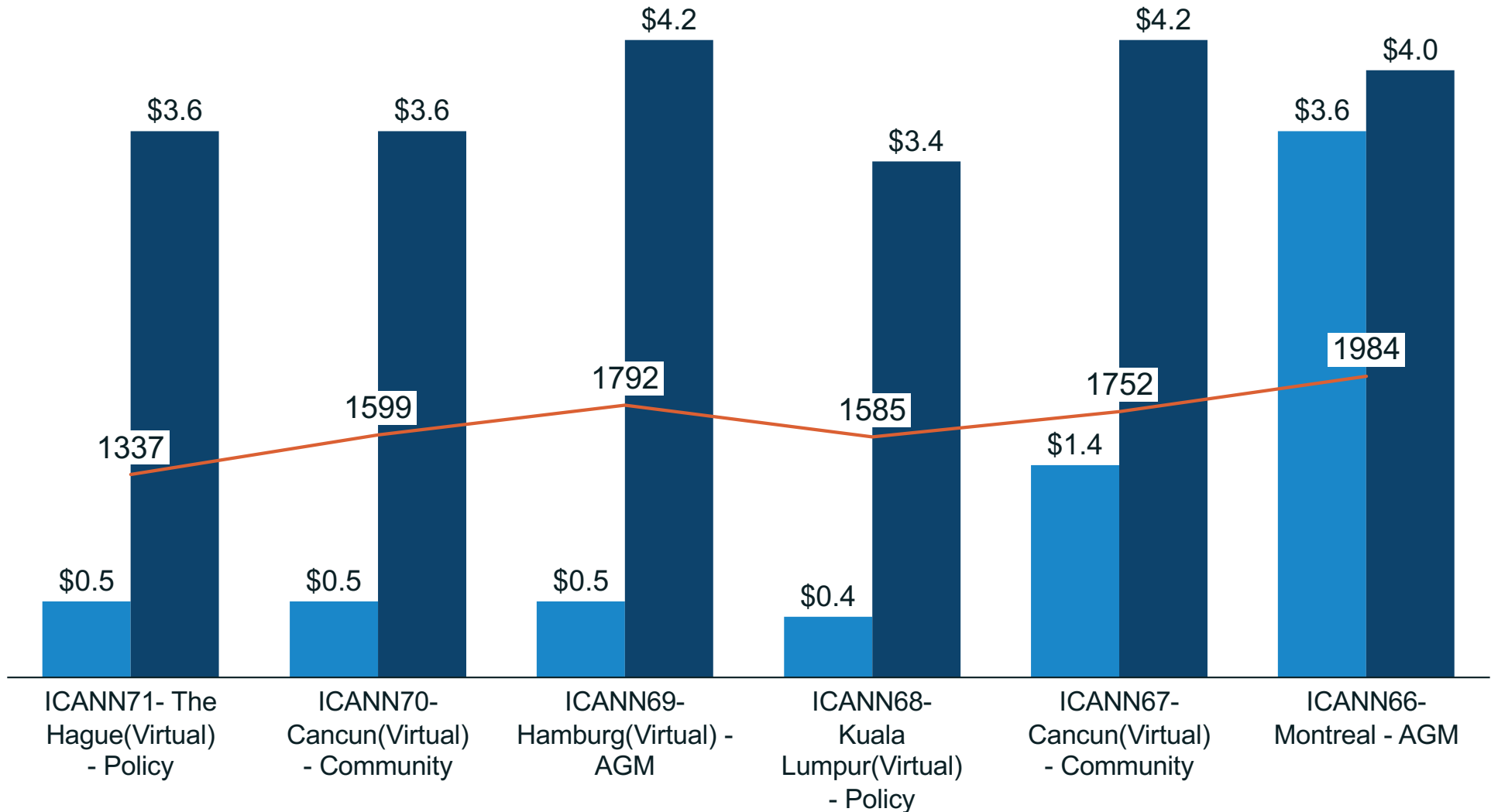
# ICANN71- Expense by Category

ICANN71 (Virtual) June 2021	Total Actual	Total Budget	(Higher)/ Lower
Attendee Travel	0.0	2.0	1.9
Audio/Visual	0.0	0.7	0.6
Catering	0.0	0.3	0.3
Language Services	0.4	0.3	(0.1)
Meeting Space	0.0	0.3	0.3
Other	0.0	0.0	0.0
<b>Total Expenses</b>	<b>0.5</b>	<b>3.6</b>	<b>3.1</b>

- Majority of expenses for virtual meetings are the language services costs for transcription and translation
- ICANN71 was budgeted to occur as a face-to-face meeting

# ICANN Meeting Trends

Actual Budget Attendance



ICANN 67-Cancun (Virtual) expenses are higher than other virtual meetings due to one-time technical investments, good faith payments, and cancellation fees incurred due to timing of face-to-face meeting cancellation



# FY22 Statement of Position as of 30 Sep 2021

USD in millions  Unaudited	30 Sep 2021			30 Jun 2021			Increase/ (Decrease)		
	ICANN	New gTLD	Total	ICANN	New gTLD	Total	ICANN Ops	New gTLD	Total
<b>ASSETS</b>									
Total Cash & Cash Equivalents	82.0	1.5	83.5	77.4	1.4	78.9	4.6	0.1	4.7
Investments	158.5	285.6	444.1	154.3	287.3	441.6	4.3	(1.8)	2.5
Funds Under Management	240.6	287.1	527.7	231.7	288.8	520.5	8.9	(1.7)	7.2
Receivables	36.4	0.0	36.4	35.8	0.0	35.8	0.7	0.0	0.7
Prepaid Expenses	3.4	0.0	3.4	3.5	0.0	3.5	(0.1)	0.0	(0.1)
Plant, Property & Equipment - Net	14.2	0.0	14.2	15.2	0.0	15.2	(1.0)	0.0	(1.0)
Other Assets	1.8	(0.1)	1.7	1.7	(0.2)	1.5	0.1	0.1	0.2
<b>TOTAL ASSETS</b>	<b>296.4</b>	<b>287.0</b>	<b>583.4</b>	<b>287.9</b>	<b>288.6</b>	<b>576.4</b>	<b>8.5</b>	<b>(1.6)</b>	<b>7.0</b>
<b>LIABILITIES AND NET ASSETS</b>									
Accounts Payable & Accrued Liabilities	13.0	2.0	15.1	12.9	2.3	15.2	0.2	(0.3)	(0.1)
Deferred Funding	4.8	0.5	5.3	5.0	0.5	5.4	(0.2)	(0.0)	(0.2)
Other Liabilities	0.0	0.0	0.0	0.0	0.0	0.0	0.0	0.0	0.0
<b>TOTAL LIABILITIES</b>	<b>17.8</b>	<b>2.5</b>	<b>20.3</b>	<b>17.8</b>	<b>2.8</b>	<b>20.6</b>	<b>(0.0)</b>	<b>(0.3)</b>	<b>(0.3)</b>
<b>UNRESTRICTED/RESTRICTED ASSETS</b>	<b>270.0</b>	<b>285.8</b>	<b>555.8</b>	<b>222.5</b>	<b>293.3</b>	<b>515.8</b>	<b>47.5</b>	<b>(7.5)</b>	<b>40.0</b>
<b>CURRENT YEAR CHANGE IN NET ASSETS</b>	<b>8.6</b>	<b>(1.3)</b>	<b>7.2</b>	<b>47.5</b>	<b>(7.5)</b>	<b>40.0</b>	<b>(39.0)</b>	<b>6.2</b>	<b>(32.8)</b>
<b>TOTAL NET ASSETS</b>	<b>278.6</b>	<b>284.5</b>	<b>563.1</b>	<b>270.0</b>	<b>285.8</b>	<b>555.8</b>	<b>8.6</b>	<b>(1.3)</b>	<b>7.2</b>
<b>TOTAL LIABILITIES &amp; NET ASSETS</b>	<b>296.4</b>	<b>287.0</b>	<b>583.4</b>	<b>287.9</b>	<b>288.6</b>	<b>576.4</b>	<b>8.5</b>	<b>(1.6)</b>	<b>7.0</b>

# FY22 Cash Flow Synopsis as of 30 Sep 2021

Cash Flow Statement Unaudited	FY22 - Year to Date		
	ICANN Ops	New gTLD	Total
<b>Operating Activities</b>			
Cash Received from Funding	36.9	(0.0)	36.9
Cash Paid to Personnel	(17.4)	(0.2)	(17.5)
Cash Paid for Purchases	(9.7)	(1.5)	(11.2)
<b>Total Cash from Operating Activities</b>	<b>9.8</b>	<b>(1.7)</b>	<b>8.1</b>
<b>Investing Activities</b>			
Total Investment Income	(0.7)	0.0	(0.7)
Capital Expenditures	(0.2)	0.0	(0.2)
<b>Total Cash from Investing Activities</b>	<b>(0.9)</b>	<b>0.0</b>	<b>(0.9)</b>
<b>Net Change in Cash Flow</b>	<b>8.9</b>	<b>(1.7)</b>	<b>7.2</b>
<b>Funds Under Management Beginning of Period</b>	<b>231.7</b>	<b>288.8</b>	<b>520.5</b>
<b>Funds Under Management End of Period</b>	<b>240.6</b>	<b>287.1</b>	<b>527.7</b>



# New gTLD 2012 Round - Multiyear Cost Details

New gTLD Program 2012 Round	Statement of Activities by Fiscal Year					Statement of Activities for Full Program (Sep 2021) Current Estimate
	FY12 - FY20 Actual	FY21 Actual	FY22 Forecast	FY23 Budget	FY24 & Beyond Forecast	
New gTLD Applicant Fees	360	0	0	0	1	361
Refunds	(52)	-	(0)	(0)	(0)	(53)
<b>Applicant Fees (Net of Refunds) <sup>1</sup></b>	<b>\$ 308</b>	<b>\$ 0</b>	<b>\$ 0</b>	<b>\$ 0</b>	<b>\$ 0</b>	<b>\$ 308</b>
Initial and Extended Evaluation	(68)	-	-	-	-	(68)
Quality Control and Objection Processes	(11)	-	-	-	-	(11)
Pre-delegation	(12)	-	-	-	-	(12)
Program Costs	(38)	(2)	(3)	(2)	(9)	(54)
Staff Costs	(56)	(1)	(1)	(1)	(1)	(61)
<b>Operating Expenses</b>	<b>\$ (185)</b>	<b>\$ (4)</b>	<b>\$ (4)</b>	<b>\$ (4)</b>	<b>\$ (10)</b>	<b>\$ (206)</b>
Historical Development Costs	(32)	-	-	-	-	(32)
Risk Costs	(25)	(4)	(1)	-	-	(31)
<b>Non Operating Expenses</b>	<b>\$ (58)</b>	<b>\$ (4)</b>	<b>\$ (1)</b>	<b>\$ -</b>	<b>\$ -</b>	<b>\$ (63)</b>
<b>Other Income/(Expense)</b>	<b>\$ (2)</b>	<b>\$ -</b>	<b>\$ -</b>	<b>\$ -</b>	<b>\$ -</b>	<b>\$ (2)</b>
<b>Investment Income/(Expense)</b>	<b>\$ 11</b>	<b>\$ 0</b>	<b>\$ 0</b>	<b>\$ -</b>	<b>\$ -</b>	<b>\$ 11</b>
<b>Total Expenses</b>	<b>\$ (234)</b>	<b>\$ (8)</b>	<b>\$ (5)</b>	<b>\$ (4)</b>	<b>\$ (10)</b>	<b>\$ (259)</b>
<b>Net Remaining New gTLD Funds</b>	<b>\$ 74</b>	<b>\$ (8)</b>	<b>\$ (5)</b>	<b>\$ (3)</b>	<b>\$ (10)</b>	<b>\$ 49</b>

<sup>1</sup> Reflects adoption of new revenue recognition standard ASC 606. The adoption of ASC 606 had no impact to ICANN's funding or cash balances. Rather, the adoption of ASC 606 only impacted the timing of the recognition of the revenue from the application fees associated with the 2012 round of the New gTLD Program.